

# ***SPECIFICATIONS***

FOR TOPLIGHT COB MODULE

**MODEL: ATS-AR30**



**TOPLIGHT INTERNATIONAL LLC.**

*[www.toplightusa.com](http://www.toplightusa.com)*



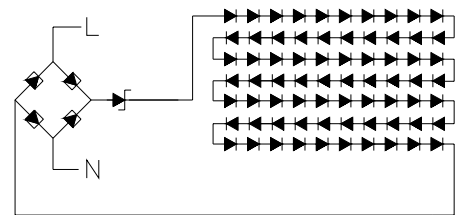
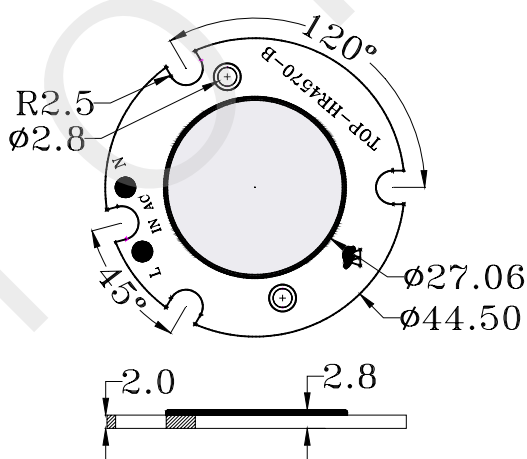
## TECHNICAL DATA SHEET

### ATS-AR30 SERIES <FOR TOPLIGHT COB MODULE>

#### 1. PRODUCT APPEARANCE



#### 2. OUTLINE DRAWING



Unit: mm

Tolerance:  $\pm 0.25$

**TECHNICAL DATA SHEET****ATS-AR30 SERIES** <FOR TOPLIGHT COB MODULE>**3. PERFORMANCE PARAMETERS****3-1. ABSOLUTE MAXIMUM RATINGS**

ITEM	SYMBOL	RATING	UNIT
Power Dissipation	P	6.9	W
Forward Current	I <sub>F</sub>	30	mA
Reverse Voltage	V <sub>R</sub>	250	V
Operating Temperature	T <sub>opr</sub>	- 30 ~ + 85	°C
Storage Temperature	T <sub>stg</sub>	- 40 ~ + 100	°C
Junction Temperature	T <sub>jmax</sub>	+ 125	°C
Thermal Resistance	RJ-C	3.5	°C/W

**Note:**

\*1. Forward Current allows maximum surge current  $\leq 10$ ms.

\*2. Power dissipation and forward current are the values when the LED is used within the range of the derating curve in this data sheet.



**TECHNICAL DATA SHEET**

**ATS-AR30 SERIES** <FOR TOPLIGHT COB MODULE>

**3-2. ELECTRICAL-OPTICAL CHARACTERISTICS**

(T<sub>a</sub>=25°C)

**	PARAMETER	SYMBOL	CONDITION	MIN.	TYP.	MAX.	UNIT	
common	Forward Voltage *1	I <sub>F</sub>	V <sub>F</sub> =220V	16	18	20	mA	
	Beam Angle	—		—	120	—	Deg	
W	** Color Temp.	—	V <sub>F</sub> =220V	2870	3045	3220	K	
	** Color Rendering Index *3	Ra		80	—	—	—	
	W <sub>1</sub>	Luminous Flux *2		Φ	260	330	—	lm
		Luminous Efficiency		η	65	80	—	lm/W
	W <sub>2</sub>	Luminous Flux *2		Φ	331	400	—	lm
		Luminous Efficiency		η	81	100	—	lm/W
	W <sub>3</sub>	Luminous Flux *2		Φ	400	470	—	lm
		Luminous Efficiency		η	101	106	—	lm/W
D	** Color Temp.	—	V <sub>F</sub> =220V	4745	5028	5311	K	
	** Color Rendering Index *3	Ra		80	—	—	—	
	D <sub>1</sub>	Luminous Flux *2		Φ	340	420	—	lm
		Luminous Efficiency		η	82	95	—	lm/W
	D <sub>2</sub>	Luminous Flux *2		Φ	421	500	—	lm
		Luminous Efficiency		η	96	110	—	lm/W
	D <sub>3</sub>	Luminous Flux *2		Φ	501	580	—	lm
		Luminous Efficiency		η	110	130	—	lm/W
C	** Color Temp.	—	V <sub>F</sub> =220V	6020	6530	7040	K	
	** Color Rendering Index *3	Ra		80	—	—	—	
	C <sub>1</sub>	Luminous Flux *2		Φ	350	430	—	lm
		Luminous Efficiency		η	83	97	—	lm/W
	C <sub>2</sub>	Luminous Flux *2		Φ	431	510	—	lm
		Luminous Efficiency		η	98	112	—	lm/W
	C <sub>3</sub>	Luminous Flux *2		Φ	511	590	—	lm
		Luminous Efficiency		η	113	132	—	lm/W

(Note) Parameters is formulated based on shipping samples

\*1. After 20 ms drive, Measurement tolerance: ± 3 %

\*2. Monitored by Toplight's 1 m integrating sphere, after 20 ms drive, Measurement tolerance: ± 10 %

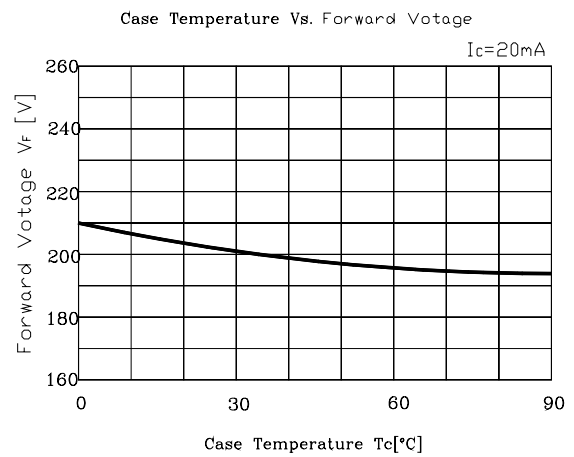
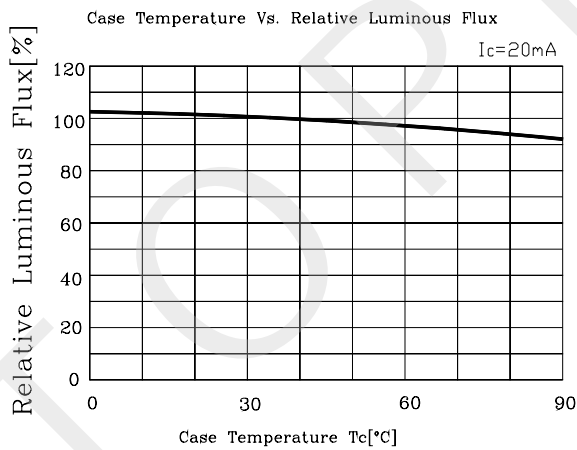
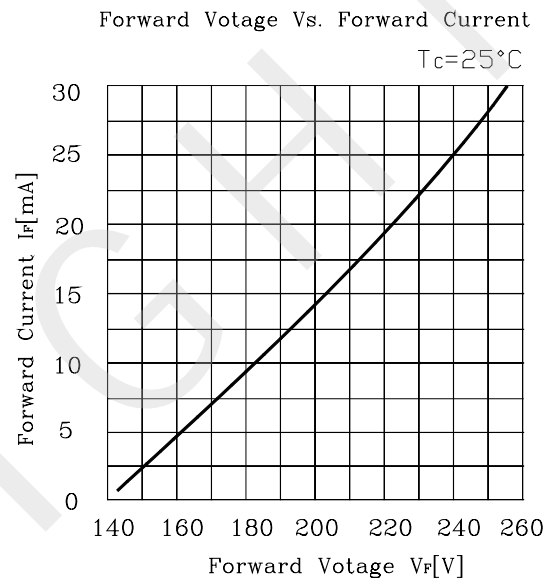
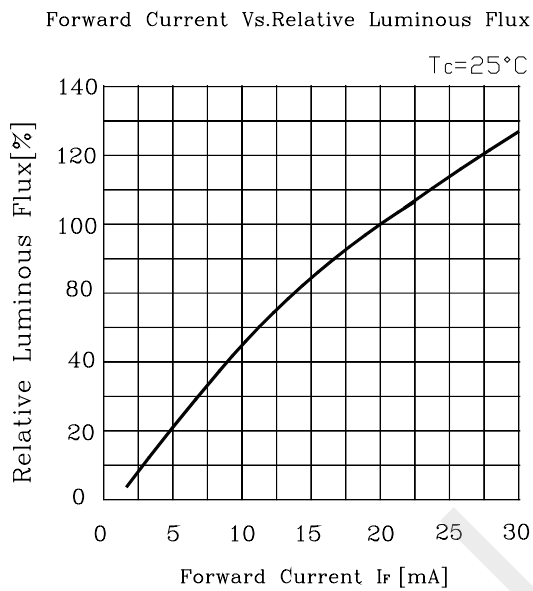
\*3. Monitored by Toplight's 1 m integrating sphere, after 20 ms drive, Measurement tolerance:± 2



# TECHNICAL DATA SHEET

## ATS-AR30 SERIES <FOR TOPLIGHT COB MODULE>

### 3-3. Characteristics diagram (TYP.)



**TECHNICAL DATA SHEET****ATS-AR30 SERIES** <FOR TOPLIGHT COB MODULE>**4. RELIABILITY**

The reliability of products shall be satisfied with items listed below.

**4-1. TEST ITEMS AND TEST CONDITIONS**

NO.	TEST ITEM	TEST CONDITIONS	RESULT
1	Continuous operation test	$T_a = 25^{\circ}\text{C}$ , $I_F = 20 \text{ mA} \times 1000 \text{ hours}$ (with Al fin)	PASS
		$T_a = 80^{\circ}\text{C}$ , $T_j = 120^{\circ}\text{C}$ , $I_F = 20 \text{ mA} \times 1000 \text{ hours}$ (with Al fin)	
2	Low temperature storage	$T_a = -40^{\circ}\text{C} \times 1000 \text{ hours}$	PASS
3	High temperature storage	$T_a = 100^{\circ}\text{C} \times 1000 \text{ hours}$	PASS
4	Moisture resistance	$T_a = 60^{\circ}\text{C}$ , 90%RH for 1000 hours	PASS
5	Thermal shock	$T_a = -40^{\circ}\text{C} \times 30 \text{ minutes} \sim 100^{\circ}\text{C} \times 30 \text{ minutes}$ , 100 cycle	PASS

**4-2. FAILURE CRITERIA**

NO.	PARAMETER	SYMBOL	FAILURE CRITERIA
1	Forward Voltage	$V_F$	$V_F > \text{Initial value} \times 1.1$
2	Luminous Flux	$\Phi$	$\Phi < \text{Initial value} \times 0.7$



**TECHNICAL DATA SHEET**

**ATS-AR30 SERIES** <FOR TOPLIGHT COB MODULE>

**5. CHROMATICITY COORDINATES REGIONAL**

**5-1. 3000K CHROMATICITY COORDINATES**

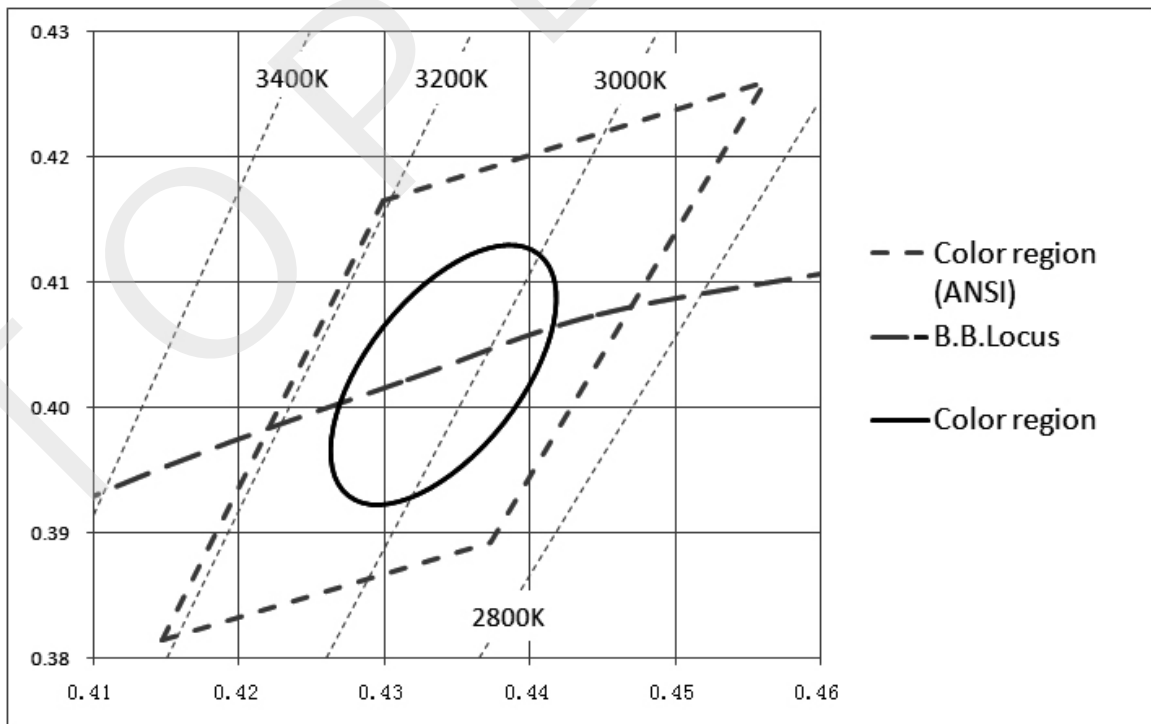
(Tolerance:  $x,y \pm 0.005$ )

( $I_f = 20\text{mA}$ ,  $T_c = 25^\circ\text{C}$ )

Range		Chromaticity coordinates				
		NO.1	NO.2	NO.3	NO.4	NO.5
	x	0.4363	0.4305	0.4320	0.4340	0.4377
	y	0.4201	0.4206	0.4201	0.4188	0.4180

\* The percentage of each rank in the shipment shall be determined by TOPLIGHT.

**Chromaticity Diagram**



**Note: The tolerance of measurement at our tester is  $V_f \pm 3\%$  ,  $D_v \pm 10\%$  , Chromaticity( $x,y$ ) $\pm 0.005$ .**



**TECHNICAL DATA SHEET**

**ATS-AR30 SERIES** <FOR TOPLIGHT COB MODULE>

**5-2. 5000K CHROMATICITY COORDINATES**

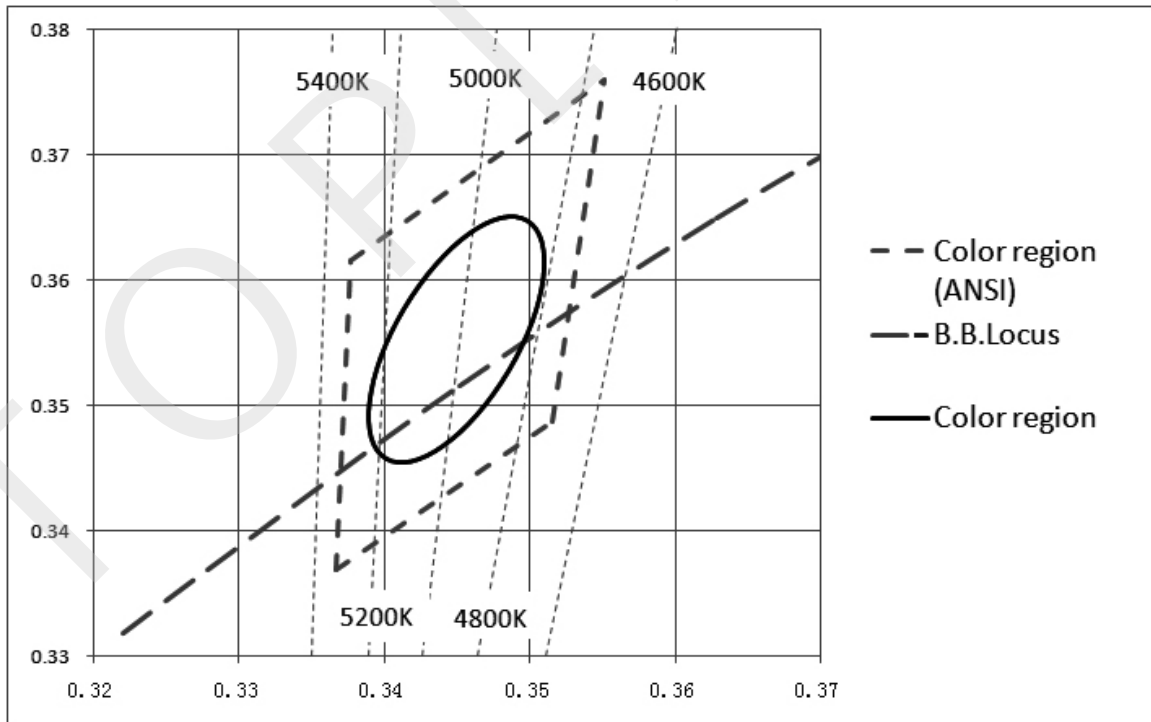
(Tolerance:  $x,y \pm 0.005$ )

( $I_f = 20\text{mA}, T_c = 25^\circ\text{C}$ )

Range		Chromaticity coordinates				
		NO.1	NO.2	NO.3	NO.4	NO.5
	<b>x</b>	0.3551	0.3376	0.3366	0.3515	0.3551
	<b>y</b>	0.376	0.3616	0.3369	0.3487	0.376

\* The percentage of each rank in the shipment shall be determined by TOPLIGHT.

**Chromaticity Diagram**



**Note: The tolerance of measurement at our tester is  $V_f \pm 3\%$  ,  $D_v \pm 10\%$  , Chromaticity( $x,y$ ) $\pm 0.005$ .**





# TECHNICAL DATA SHEET

## ATS-AR30 SERIES <FOR TOPLIGHT COB MODULE>

### 5-3. 6500K CHROMATICITY COORDINATES

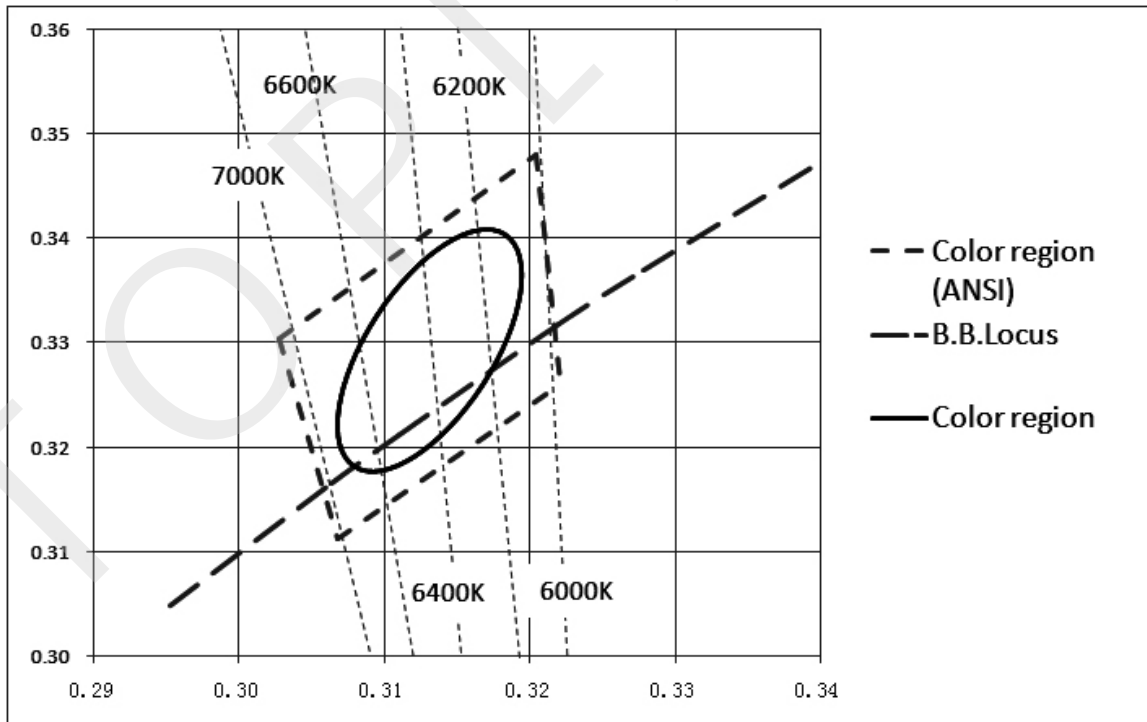
(Tolerance: x,y ± 0.005)

(I<sub>F</sub> =20mA, T<sub>c</sub>= 25°C)

Range		Chromaticity coordinates				
		NO.1	NO.2	NO.3	NO.4	NO.5
	x	0.3205	0.3028	0.3068	0.3221	0.3205
	y	0.3481	0.3304	0.3113	0.3261	0.3481

\* The percentage of each rank in the shipment shall be determined by TOPLIGHT.

Chromaticity Diagram



Note: The tolerance of measurement at our tester is VF±3% , Dv±10% , Chromaticity(x,y)±0.005.